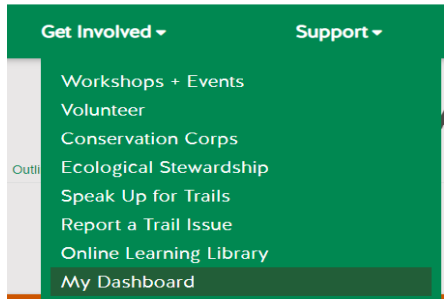
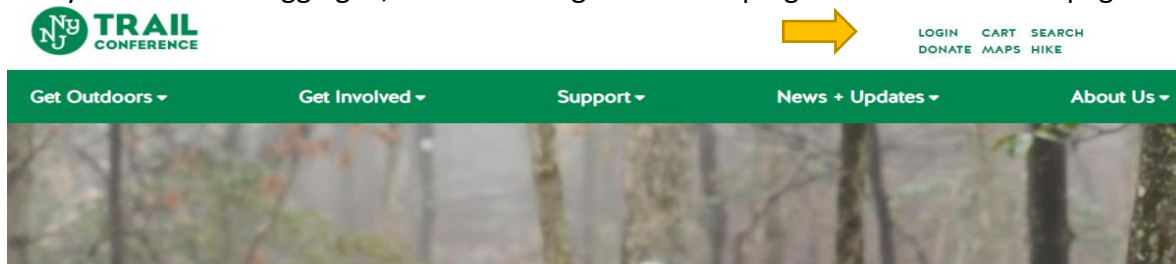


## TRAIL CONFERENCE DASHBOARD ACCESS INSTRUCTIONS

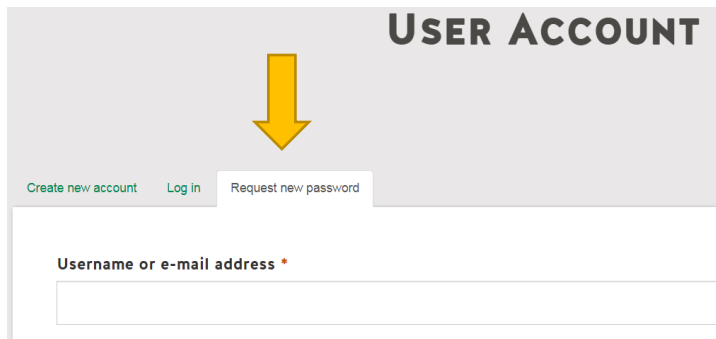
1. Go to [www.nynjtc.org](http://www.nynjtc.org). If you know your login (email and password) then you can simply access your dashboard by clicking on “Get Involved” → “My Dashboard” from the home page. Enter your credentials and you’ll be logged in. *If this is your first time logging in continue to following step.*



2. If this is your first time logging in, then click “Login” in the top right corner of the webpage.



3. Once on the User Account page click “Request new password.” Enter your email and go through the process of setting a password.



4. Once you are logged in, follow Step 1 to go to My Dashboard. From here you can access many helpful links to volunteer forms, deadlines, trail resources, and policies. If you do not see any volunteer specific modules, like the one below, please contact [volunteer@nynjtc.org](mailto:volunteer@nynjtc.org) to fix your dashboard.

